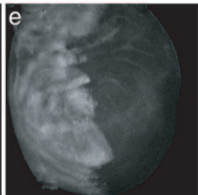
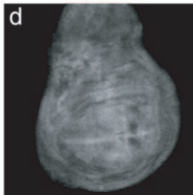
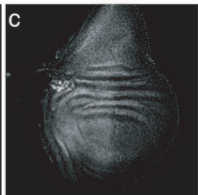
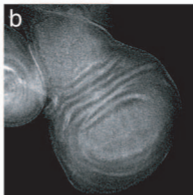
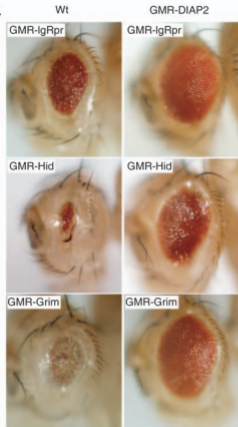
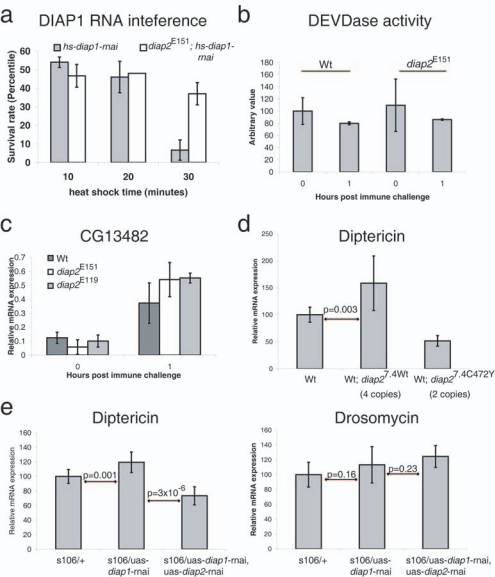


a




Huh et al. Supplementary. Figure 1




Huh et al. Supplementary. Figure 2

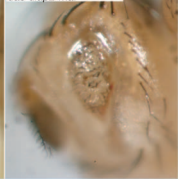
GMR-Gal4, uas-dTak1/+



GMR-Gal4, uas-dTak1/
GMR-DIAP2



GMR-Gal4, uas-dTak1/
uas-diap2-mai



Huh et al. Supplementary. Figure 3

IAP binding proteins

			Fly	Mammal
1) IBM proteins				
Transcriptional activation		Rpr MAVAF...	+	?
		Grim MAIAY...	+	?
		Sickle MAIPF...	+	?
		Hid MAVPF...	+	?
Release from compartment	ER stress	Jafrac2 AKPE...	+	+
	Mitochondrial stress	Smac/Diablo AVPI...	?	+
		Omi-Htra2 AVPS...	?	+
Cleavage by unknown protease		GSPT1/eRF3 AKPF...	+	+
Immune activation	?	CG12113 MALAI...	+	?
		CG9646 MALAS...	+	?
2) Caspases				
		Drice ALGS...		Subunits p20
		Dcp-1 AKGC...		p20
		Caspase-9 ATPF...		p10
		Caspase-7 AKPD...		p20
		Caspase-7 ANPR...		p10